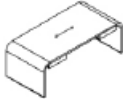





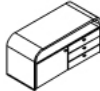
TESS



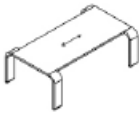


S Y S T E M

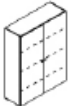
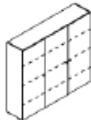
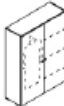
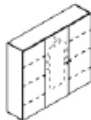


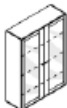
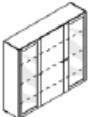
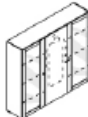
Produkty systemu

BIURKA			
			
[W x D x H]	INDEKS		
2096 / 1000 / 740	TES-BO-001		
1796 / 900 / 740		TES-BO-002	
2200 / 1300 / 740			TES-BO-003

POMOCNIKI		
		
[W x D x H]	INDEKS	
1200 / 520 / 600	TES-RO-780	
1264 / 520 / 600		TES-RO-790


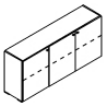

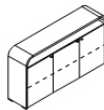
STOŁY					
					
[W x D x H]	INDEKS				
2500 / 1200 / 740	TES-SO-004				
Ø1200 / 740		TES-SO-005			
2200 / 1300 / 740			TES-SO-001		
1500 / 700 / 450				TES-SO-003	
700 / 700 / 450					TES-SO-002

SZAFY AKTOWE I UBRANIOWE				
				
[W x D x H]	INDEKS			
1200 / 420 / 1600	TES-RO-495		TES-RO-485	
1800 / 420 / 1600		TES-RO-496		TES-RO-486




SZAFY AKTOWE I UBRANIOWE			
			
[W x D x H]	INDEKS		
1200 / 420 / 1600	TES-RO-497		
1800 / 420 / 1600		TES-RO-498	TES-RO-488





Produkty systemu

SZAFY AKTOWE I UBRANIOWE				
				
[W x D x H]	INDEKS			
1200 / 420 / 800	TES-RO-293			
1800 / 420 / 800		TES-RO-294		
1264 / 420 / 1000			TES-RO-391	
1863 / 420 / 1000				TES-RO-392

Akcesoria systemu

ELEKTRYFIKACJA (POZIOMA)			ELEKTRYFIKACJA KOLUMNOWA (PIONOWA)		
	[W x D]	KOD OPCJI		[W x D]	KOD OPCJI
	2 x elektr. + 2 x RJ45	E32 / FR/PL		3 x elektr. + 1 x RJ45	E02 / FR/PL
		E34 / GB			E42 / GB
		E33 / DE			E22 / DE
	4 x elektr. + 4 x RJ45	E44 / FR/PL			
		E46 / GB			
		E45 / DE			

OKABLOWANIE – UCHWYT		PODKŁADKA NA BIURKO	
			
[W x D x H]	INDEKS	[W x D x H]	INDEKS
150 / 100 / 22	AKC-OK-002	650 / 450 / 7	AKC-IN-032



Kolorystyka

OKLEINA NATURALNA



DAB BIELONY
(GŁĘBOKI MAT)
MDJ

WENGE EXOTIC
(GŁĘBOKI MAT)
MWW

ZEBRANO
BIEŁONE
(GŁĘBOKI MAT)
MZT

STELAŻE



METALIK
JME

STAL
NIERDZEWNA
JST